


P A N E L S
2 0 1 1
EXPOSITORES




CIFRE GROUP™



M.01 | MÁLAGA | 300x112x232 CM · 117"x43.7"x90.5"



M.02 | DREAMS | 50x140x60 CM · 19.5"x54.6"x23.4"



M.03 | POOLSHARE 24P+3P | 347x127x232 CM · 135.3"x49.5"x90.5"

- 27
- 192.5x190x1cm · 75.1"x79"x0.4"
- 347x127x232cm · 135.3"x49.5"x90.5"
- 350x120x65 cm · 136.5"x46.8"x25.4"
- 1450
- 234x120x150cm · 91.3"x46.8"x58.1"




M.04 | POOLSHARE 15P+2P | 232X127X232 CM · 90.5"X49.5"X90.5"


- 17
- 192.5x100.5x1 cm · 75.1"x39"x0.4"
- 232x127x232 cm · 90.5"x49.5"x90.5"
- 234x120x150 cm · 91.3"x46.8"x58.1"
- 600



M.06 | POLISHED EDITION | 60X145X92 CM · 23.4"x56.6"x35.9"



M.07 | PORCELÁNICO TORRE | 150X70X60 CM · 58.5"x27.3"x23.4"








M.08 | SHINE CUNA | 160x80x60 CM 62.4"x31.2"x23.4"

		
3	120x50cm - 48.8"x19.8"	160x80x60cm - 62.4"x31.2"x23.4"
		
170x160x60cm - 66.9"x31.2"x23.4"	148	



M.09 | EXPOSITOR CAUTIVE | 200x60x30 cm · 80"x24"x12"

Captive[®]
by Cifre

		
78	23.5x17.5x6.3 cm - 9.2"x6.8"x2.5"	195x50x75 cm - 78"x20"x30"
		
200x60x30 cm - 80"x24"x12"	60	



M.10 | EXPOSITOR LINK 30x90 | 160x80x60 CM · 62.4"x31.2"x23.4"



10



80,5x141x2cm -
31.7"x 55.5"x0.8"



155x87x65.5cm -
61"x34"x25.7"



210x115x90cm -
82"x45"x35"



350



M.11 | EXPOSITOR LINK 25x70 | 160x80x60 CM · 62.4"x31.2"x23.4"



10



80,5x141x2 cm - 155x87x65.5 cm -
31.69"x55.51"x0.78" 61.02"x34.25"x25.78"




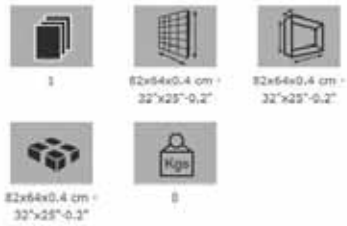
210x115x90 cm -
81.9"x44.9"x35.1"




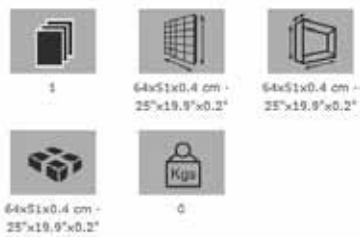
360



M.12 | PANEL MANO GRANDE | 82x64x0.4 cm · 32"x25"-0.2"



M.13 | PANEL MANO PEQUEÑO | 64x51x0.4 cm · 25"x19.9"x0.2"



M.14 | TOTEM METALICO | 160x80x60 CM · 62.4"x31.2"x23.4"



12



Piezas




74x37x22 cm ·
28.7"x14"x9"



74x37x22 cm ·
28.7"x14"x9"



4



M.15 | TOTEM MADERA | 200x60x30 cm · 80"x24"x12"



12



Piezas



70x15x15 cm ·
27.3"x5.9"x7.4"



70x15x15 cm ·
27.3"x5.9"x7.4"



4



M.16 | CEMENTOS · CONCRETES | 60X145X92 CM · 23.4"x56.6"x35.9"

