

Civilization of Beauty

KAURI



KAURI [Catlins . Fiordland 20x120 . 8"x48"]



KAURI [Kaimai . 20x120 . 8"x48"]

KAURI



KAURI [Awanui . 20x120 . 8"x48"]



KAURI [Victoria . 20x120 . 8"x48"]

KAURI



KAURI [Tasman . Dec. Tech 60x120 . 24"x48"]



KAURI [Tasman . 60x120 . 24"x48"]


KAURI

60x120 (24"x48") . 20x120 (8"x48")

GRES PORCELLANATO COLORATO IN MASSA Full-body coloured porcelain stoneware. Grès cérame coloré dans la masse. In der Masse gefärbtes Feinsteinzeug. Gres porcelánico coloreado en masa. Γκρε πορσελάνης χρωματιστό ολικής μάζας. Окрашенный по всей толщине керамогранит. **SPESSORE.** Thickness. Épaisseur. Stärke. Espesor. Πάχος, Толщина. **10mm.**

○ **LAPPATO E RETTIFICATO.** HONED AND RECTIFIED. SEMI-POLI ET RECTIFIÉ. TEILPOLIERT UND KALIBRIERT. LAPEADO Y RECTIFICADO. ΛΑΠΑΤΟ (ΓΥΑΛΙΣΜΕΝΟ) ΜΕ ΚΟΠΗ ΑΚΡΙΒΕΙΑΣ. НОЛУПОЛИРОВАНАЯ И РЕКТИФИЦИРОВАННЫЙ.
□ **NATURALE E RETTIFICATO.** NATURAL AND RECTIFIED. NATUREL ET RECTIFIÉ. NATUR OBERFLÄCHE UND KALIBRIERT. NATURAL Y RECTIFICADO. ΦΥΣΙΚΟ ΜΕ ΚΟΠΗ ΑΚΡΙΒΕΙΑΣ. НАТУРАЛЬНЫЙ И РЕКТИФИЦИРОВАННЫЙ.

AWANUI



B243 075071
Awanui
20x120 . 8"x48"
Nat. Ret. □

B257 075003 Awanui Tech
60x120 . 24"x48" Lap. Ret. ○

B258 075072
Awanui
20x120 . 8"x48"
Lap. Ret. ○

CATLINS



B243 075075
Catlins
20x120 . 8"x48"
Nat. Ret. □

B257 075007 Catlins Tech
60x120 . 24"x48" Lap. Ret. ○

B258 075076
Catlins
20x120 . 8"x48"
Lap. Ret. ○

FIORDLAND



B243 075085
Fiordland
20x120 . 8"x48"
Nat. Ret. □

B257 075017 Fiordland Tech
60x120 . 24"x48" Lap. Ret. ○

B258 075086
Fiordland
20x120 . 8"x48"
Lap. Ret. ○

KAIMAI



B243 075090
Kaimai
20x120 . 8"x48"
Nat. Ret. □

B257 075022 Kaimai Tech
60x120 . 24"x48" Lap. Ret. ○

B258 075091
Kaimai
20x120 . 8"x48"
Lap. Ret. ○

TASMAN




B243 075095
Tasman
20x120 . 8"x48"
Nat. Ret. □

B257 075027 Tasman Tech
60x120 . 24"x48" Lap. Ret. ○

B258 075096
Tasman
20x120 . 8"x48"
Lap. Ret. ○

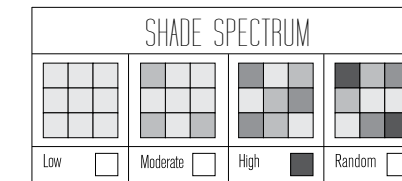
VICTORIA



B243 075100
Victoria
20x120 . 8"x48"
Nat. Ret. □

B257 075032 Victoria Tech
60x120 . 24"x48" Lap. Ret. ○

B258 075101
Victoria
20x120 . 8"x48"
Lap. Ret. ○



PEZZI SPECIALI

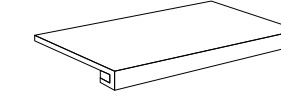
Trims . Pièces spéciales . Formstücke . Piezas especiales .
Είδη τεμαχία Специалные элементы.

BATTISCOPIA 6,5x120 . 2 1/2"x48"



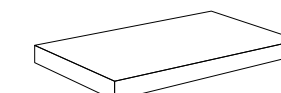
- V220 075150** Awanui Nat. Rett. □ **V220 075151** Awanui Lap. Rett. ○
- V220 075152** Catlins Nat. Rett. □ **V220 075153** Catlins Lap. Rett. ○
- V220 075156** Fiordland Nat. Rett. □ **V220 075157** Fiordland Lap. Rett. ○
- V220 075158** Kaimai Nat. Rett. □ **V220 075159** Kaimai Lap. Rett. ○
- V220 075160** Tasman Nat. Rett. □ **V220 075161** Tasman Lap. Rett. ○
- V220 075162** Victoria Nat. Rett. □ **V220 075163** Victoria Lap. Rett. ○

GRADINO COSTA RETTA 33x120x3,2 . 13"x48" x1 1/4" *



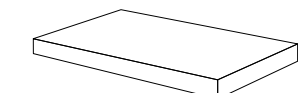
- V410 075180** Awanui Lap. Rett. ○
- V410 075186** Catlins Lap. Rett. ○
- V410 075192** Fiordland Lap. Rett. ○
- V410 075198** Kaimai Lap. Rett. ○
- V410 075204** Tasman Lap. Rett. ○
- V410 075210** Victoria Lap. Rett. ○

GRADINO COSTA RETTA ANGOLO SX
33x120x3,2 . 13"x48" x1 1/4" *



- V428 075182** Awanui Lap. Rett. ○
- V428 075188** Catlins Lap. Rett. ○
- V428 075194** Fiordland Lap. Rett. ○
- V428 075200** Kaimai Lap. Rett. ○
- V428 075206** Tasman Lap. Rett. ○
- V428 075212** Victoria Lap. Rett. ○

GRADINO COSTA RETTA ANGOLO DX
33x120x3,2 . 13"x48" x1 1/4" *



- V428 075184** Awanui Lap. Rett. ○
- V428 075190** Catlins Lap. Rett. ○
- V428 075196** Fiordland Lap. Rett. ○
- V428 075202** Kaimai Lap. Rett. ○
- V428 075208** Tasman Lap. Rett. ○
- V428 075214** Victoria Lap. Rett. ○

* **A disposizione solo su richiesta. Tempi di consegna: 30gg.**

Available upon request only. Delivery terms: 30 days.
Disponible seulement sur requête. Délais de livraison: 30 jours.
Verfügbar auf Anfrage. Lieferzeit: 30 Tage.
Disponible sólo bajo pedido. Plazo de entrega: 30 días.
Διατίθεται μόνο κατά παραγγελία. Χρόνοι παράδοσης 30 ημέρες.
Изготавливается только по специальной заявке. Срок поставки: 30 дней.

FORMATO cm. Size	EUROPALLET 80x120 cm						
	PZ. X SCAT. Pieces x Box	MQ. X SCAT. Sqm x Box	KG X SCAT. Weight x Box	SCAT. X PAL. Boxes x Pal.	MQ. X PAL. Sqm x Pal.	KG X PAL. Weight x Pal.	Cm. h Pal.
20x120 Nat. Ret.	5	1,20	27,84	42	50,40	1.189	75
60x120 Lap. Ret.	2	1,44	33,41	30	43,20	1.022	75
20x120 Lap. Ret.	5	1,20	27,84	42	50,40	1.189	75

AMAZON



AMAZON [Туха . 20x120 . 8"x48" - 20x180 . 8"x71"]



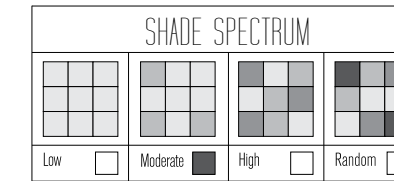
AMAZON

20x180 (8"x71") . 20x120 (8"x48")

GRES PORCELLANATO COLORATO IN MASSA Full-body coloured porcelain stoneware. Grès cérame coloré dans la masse. In der Masse gefärbtes Feinsteinzeug. Gres porcelánico coloreado en masa. Γρε πορσελάνης χρωματιστό ολικής μάζας. Окрашенный по всей толщине керамогранит.

SPESSORE. Thickness. Épaisseur. Stärke. Espesor. Πάχος. Толщина. **10mm.**

□ **NATURALE E RETTIFICATO.** NATURAL AND RECTIFIED. NATUREL ET RECTIFIÉ. NATUR OBERFLÄCHE UND KALIBRIERT. NATURAL Y RECTIFICADO. ΦΥΣΙΚΟ ΜΕ ΚΟΠΗ ΑΚΡΙΒΕΙΑΣ. НАТУРАЛЬНЫЙ И РЕКТИФИЦИРОВАННЫЙ.



ARARA



B259 Arara
20x180 . 8"x71"
Nat. Ret. □



B205 Arara
20x120 . 8"x48"
Nat. Ret. □

KAMBA



B259 Kamba
20x180 . 8"x71"
Nat. Ret. □



B205 Kamba
20x120 . 8"x48"
Nat. Ret. □

MATIS



B259 Matis
20x180 . 8"x71"
Nat. Ret. □



B205 Matis
20x120 . 8"x48"
Nat. Ret. □

NAWA



B259 Nawa
20x180 . 8"x71"
Nat. Ret. □



B205 Nawa
20x120 . 8"x48"
Nat. Ret. □

TUXA




B259 Tuxa
20x180 . 8"x71"
Nat. Ret. □



B205 Tuxa
20x120 . 8"x48"
Nat. Ret. □

20
mm
R11



B259 Arara
40x120 . 16"x48"
Nat. Ret. □



B259 Kamba
40x120 . 16"x48"
Nat. Ret. □



B259 Matis
40x120 . 16"x48"
Nat. Ret. □



B259 Nawa
40x120 . 16"x48"
Nat. Ret. □



B259 Tuxa
40x120 . 16"x48"
Nat. Ret. □

A disposizione una gamma completa di pezzi speciali per l'arredamento degli ambienti esterni: terrazze, piscine, giardini, arredo urbano e pavimenti sopraelevati.

A complete range of special pieces are available to decorate outdoor spaces: terraces, swimming pools, gardens, urban design solutions and raised floors.

FORMATO cm. Size	PZ. X SCAT. Pieces x Box	MQ. X SCAT. Sqm x Box	KG X SCAT. Weight x Box	PALLET 97x188 cm			Cm. h Pal.
				SCAT. X PAL. Boxes x Pal.	MQ. X PAL. Sqm x Pal.	KG X PAL. Weight x Pal.	
20x180	4	1,44	33,50	40	57,60	1.370	65
EUROPALLET 80x120 cm							
20x120	5	1,20	27,84	42	50,40	1.189	75
40x120	2	0,96	44,50	20	19,20	910	55

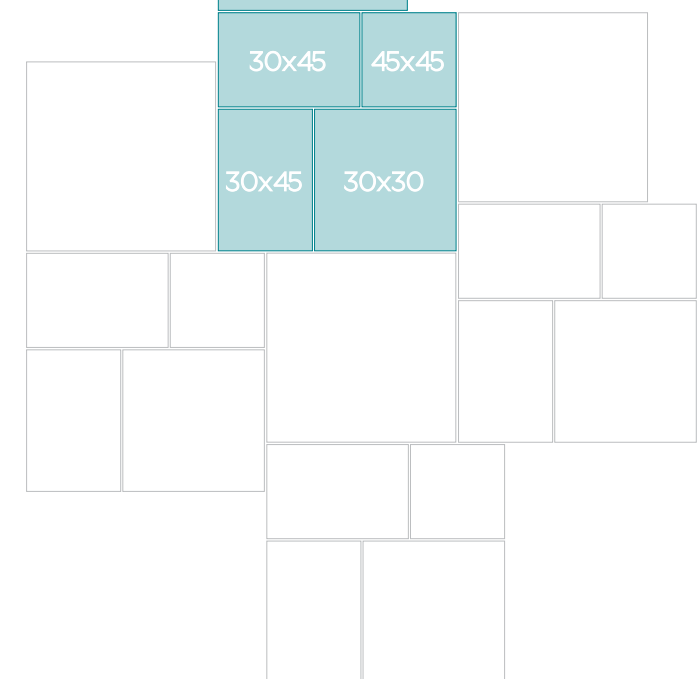
news

FENIS



FENIS [Bovet . 60x60 . 24"x24" - 45x45 . 18"x18" - 30x45 . 12"x18" - 30x30 . 12"x12"]

60x60	60x60	39%
	30x45	29,3%
	45x45	21,9%
	30x30	9,8%

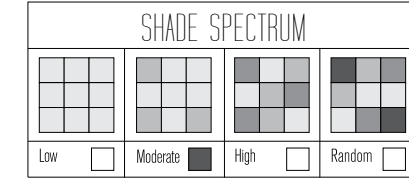


FENIS

60x60 (24"x24") . 45x45 (18"x18") . 30x45 (12"x18") . 30x30 (12"x12")

GRES PORCELLANATO COLORATO IN MASSA Full-body coloured porcelain stoneware. Grès cérame coloré dans la masse. In der Masse gefärbtes Feinsteinzeug. Gres porcelánico coloreado en masa. Γκρε πορσελάνης χρωματιστό ολικής μάζας. Окрашенный по всей толщине керамогранит.
SPESSORE. Thickness. Épaisseur. Stärke. Espesor. Πάχος. Толщина. **10,5mm.**

■ **NATURALE.** NATURAL. NATUREL. NATUR NATUR.
 NATURAL. ΦΥΣΙΚΟ. НАТУРАЛЬНЫЙ.



ALBA



60x60 Alba
60x60 . 24"x24" Nat. ■



45x45 Alba
45x45 . 18"x18" Nat. ■



30x45 Alba
30x45 . 12"x18" Nat. ■



30x30 Alba
30x30 . 12"x12" Nat. ■

BOVET



60x60 Bovet
60x60 . 24"x24" Nat. ■



45x45 Bovet
45x45 . 18"x18" Nat. ■



30x45 Bovet
30x45 . 12"x18" Nat. ■



30x30 Bovet
30x30 . 12"x12" Nat. ■

CHANTILLY



60x60 Chantilly
60x60 . 24"x24" Nat. ■



45x45 Chantilly
45x45 . 18"x18" Nat. ■



30x45 Chantilly
30x45 . 12"x18" Nat. ■



30x30 Chantilly
30x30 . 12"x12" Nat. ■

MONFERRATO



60x60 Monferrato
60x60 . 24"x24" Nat. ■



45x45 Monferrato
45x45 . 18"x18" Nat. ■



30x45 Monferrato
30x45 . 12"x18" Nat. ■



30x30 Monferrato
30x30 . 12"x12" Nat. ■

ROCHER



60x60 Rocher
60x60 . 24"x24" Nat. ■



45x45 Rocher
45x45 . 18"x18" Nat. ■



30x45 Rocher
30x45 . 12"x18" Nat. ■



30x30 Rocher
30x30 . 12"x12" Nat. ■

EXILLES



60x60 Exilles
60x60 . 24"x24" Nat. ■



45x45 Exilles
45x45 . 18"x18" Nat. ■



30x45 Exilles
30x45 . 12"x18" Nat. ■



30x30 Exilles
30x30 . 12"x12" Nat. ■

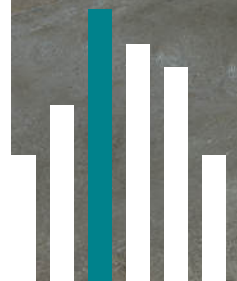
FORMATO cm. Size	PZ. X SCAT. Pieces x Box	MQ. X SCAT. Sqm x Box	KG X SCAT. Weight x Box	EUROPALLET 80x120 cm			
				SCAT. X PAL. Boxes x Pal.	MQ. X PAL. Sqm x Pal.	KG X PAL. Weight x Pal.	Cm. h Pal.
60x60	3	1,08	22,50	40	43,20	920	75
45x45	5	1,02	21,25	52	53,04	1.125	105
30x45	7	0,95	19,80	44	41,80	876	75
30x30	11	1,00	20,00	60	60,00	1.220	105

AGORA



14

news



AGORÀ [Navona . 75x75 . 29 1/2"x29 1/2" - 375x75 . 15"x29 1/2"]

AGORÀ


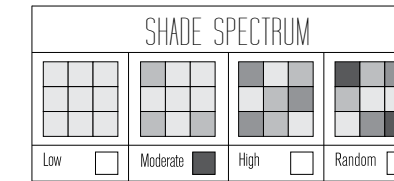
75x75 (29 1/2"x29 1/2") . 37,5x75 (15"x29 1/2") . 60x60 (24"x24") . 30x60 (12"x24")

GRES PORCELLANATO COLORATO IN MASSA Full-body coloured porcelain stoneware. Grès cérame coloré dans la masse. In der Masse gefärbtes Feinsteinzeug. Gres porcelánico coloreado en masa. Γρεσ πορσελάνης χρωματιστό ολικής μάζας. Окрашенный по всей толщине керамогранит.
SPESSORE. Thickness. Épaisseur. Stärke. Espesor. Πάχος, Толщина. **10mm. 30,5x60,5 SPESSORE.** Thickness. Épaisseur. Stärke. Espesor. Πάχος, Толщина. **9mm.**

○ **LAPPATO E RETTIFICATO.** HONED AND RECTIFIED. SEMI-POLI ET RECTIFIÉ. TEILPOLIERT UND KALIBRIERT. LAPEADO Y RECTIFICADO. ΛΑΠΑΤΟ (ΓΥΑΛΙΣΜΕΝΟ) ΜΕ ΚΟΠΗ ΑΚΡΙΒΕΙΑΣ. НОЛУПОЛИРОВАНАЯ И РЕКТИФИЦИРОВАННЫЙ.

□ **NATURALE E RETTIFICATO.** NATURAL AND RECTIFIED. NATUREL ET RECTIFIÉ. NATUR OBERFLÄCHE UND KALIBRIERT. NATURAL Y RECTIFICADO. ΦΥΣΙΚΟ ΜΕ ΚΟΠΗ ΑΚΡΙΒΕΙΑΣ. НАТУРАЛЬНЫЙ И РЕКТИФИЦИРОВАННЫЙ.

■ **NATURALE.** NATURAL. NATUREL. NATUR. NATUR. NATURAL. ΦΥΣΙΚΟ. НАТУРАЛЬНЫЙ.



AMALIAS



B225 Amalias
75x75 . 29 1/2"x29 1/2" Lap. Ret. ○

B180 Amalias
75x75 . 29 1/2"x29 1/2" Nat. Ret. □



B243 Amalias
37,5x75 . 15"x29 1/2" Lap. Ret. ○

B200 Amalias
37,5x75 . 15"x29 1/2" Nat. Ret. □



B110 Amalias
60x60 . 24"x24" Nat. Ret. □



B80 Amalias
30x60 . 12"x24" Nat. Ret. □ **R11**

B50 Amalias
30,5x60,5 . 12"x24" Nat. ■ **R11**

B50 Amalias
30,5x60,5 . 12"x24" Nat. ■

CONCORDE



B225 Concorde
75x75 . 29 1/2"x29 1/2" Lap. Ret. ○

B180 Concorde
75x75 . 29 1/2"x29 1/2" Nat. Ret. □



B243 Concorde
37,5x75 . 15"x29 1/2" Lap. Ret. ○

B200 Concorde
37,5x75 . 15"x29 1/2" Nat. Ret. □



B110 Concorde
60x60 . 24"x24" Nat. Ret. □



B80 Concorde
30x60 . 12"x24" Nat. Ret. □ **R11**

B50 Concorde
30,5x60,5 . 12"x24" Nat. ■ **R11**


B50 Concorde
30,5x60,5 . 12"x24" Nat. ■

NAVONA



B225 Navona
75x75 . 29 1/2"x29 1/2" Lap. Ret. ○

B180 Navona
75x75 . 29 1/2"x29 1/2" Nat. Ret. □



B243 Navona
37,5x75 . 15"x29 1/2" Lap. Ret. ○

B200 Navona
37,5x75 . 15"x29 1/2" Nat. Ret. □



B110 Navona
60x60 . 24"x24" Nat. Ret. □



B80 Navona
30x60 . 12"x24" Nat. Ret. □ **R11**

B50 Navona
30,5x60,5 . 12"x24" Nat. ■ **R11**

B50 Navona
30,5x60,5 . 12"x24" Nat. ■

TAKSIM



B225 Taksim
75x75 . 29 1/2"x29 1/2" Lap. Ret. ○

B180 Taksim
75x75 . 29 1/2"x29 1/2" Nat. Ret. □



B243 Taksim
37,5x75 . 15"x29 1/2" Lap. Ret. ○

B200 Taksim
37,5x75 . 15"x29 1/2" Nat. Ret. □



B110 Taksim
60x60 . 24"x24" Nat. Ret. □



B80 Taksim
30x60 . 12"x24" Nat. Ret. □ **R11**

B50 Taksim
30,5x60,5 . 12"x24" Nat. ■ **R11**

B50 Taksim
30,5x60,5 . 12"x24" Nat. ■

TRAFALGAR



B225 Trafalgar
75x75 . 29 1/2"x29 1/2" Lap. Ret. ○

B180 Trafalgar
75x75 . 29 1/2"x29 1/2" Nat. Ret. □



B243 Trafalgar
37,5x75 . 15"x29 1/2" Lap. Ret. ○

B200 Trafalgar
37,5x75 . 15"x29 1/2" Nat. Ret. □



B110 Trafalgar
60x60 . 24"x24" Nat. Ret. □



B80 Trafalgar
30x60 . 12"x24" Nat. Ret. □ **R11**

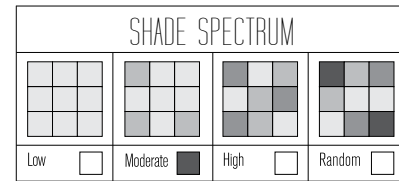
B50 Trafalgar
30,5x60,5 . 12"x24" Nat. ■ **R11**

B50 Trafalgar
30,5x60,5 . 12"x24" Nat. ■

FORMATO cm. Size	PZ. X SCAT. Pieces x Box	MQ. X SCAT. Sqm x Box	KG X SCAT. Weight x Box	PALLET 80x120 cm			Cm. h Pal.
				SCAT. X PAL. Boxes x Pal.	MQ. X PAL. Sqm x Pal.	KG X PAL. Weight x Pal.	
37,5x75	4	1,13	28,5	24	27,12	704	50
60x60	4	1,44	31,00	32	46,08	1.010	75
30x60	8	1,44	30,00	32	46,08	980	75
30,5x60,5	8	1,48	31,50	32	47,36	1.028	75
PALLET 110X110 cm							Cm. h Pal.
75x75	2	1,13	28,5	40	45,20	1.160	

AGORÀ 20mm

60x60 (24"x24") .



GRES PORCELLANATO COLORATO IN MASSA Full-body coloured porcelain stoneware. Grès cérame coloré dans la masse. In der Masse gefärbtes Feinsteinzeug. Gres porcelánico coloreado en masa. Γκρε πορσελάνης χρωματιστό ολικής μάζας. Окрашенный по всей толщине керамогранит.
SPESSORE. Thickness. Épaisseur. Stärke. Espesor. Πάχος, Толщина. **20mm.**

□ **NATURALE E RETTIFICATO.** NATURAL AND RECTIFIED. NATUREL ET RECTIFIÉ. NATUR OBERFLÄCHE UND KALIBRIERT. NATURAL Y RECTIFICADO. ΦΥΣΙΚΟ ΜΕ ΚΟΠΗ ΑΚΡΙΒΕΙΑΣ. НАТУРАЛЬНЫЙ И РЕКТИФИЦИРОВАННЫЙ.

AMALIAS

R11



Amalias
60x60 . 24"x24" Nat. Ret. □

CONCORDE

R11



Concorde
60x60 . 24"x24" Nat. Ret. □

NAVONA


R11



Navona
60x60 . 24"x24" Nat. Ret. □

TAKSIM

R11



Taksim
60x60 . 24"x24" Nat. Ret. □

TRAFALGAR

R11



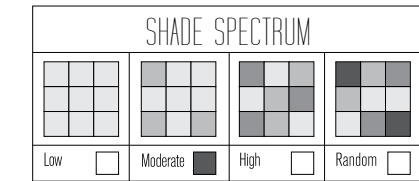
Trafalgar
60x60 . 24"x24" Nat. Ret. □

A disposizione una gamma completa di pezzi speciali per l'arredamento degli ambienti esterni: terrazze, piscine, giardini, arredo urbano e pavimenti sopraelevati.

A complete range of special pieces are available to decorate outdoor spaces: terraces, swimming pools, gardens, urban design solutions and raised floors.

PALLET 80x120 cm							
FORMATO cm. Size	PZ. X SCAT. Pieces x Box	MQ. X SCAT. Sqm x Box	KG X SCAT. Weight x Box	SCAT. X PAL. Boxes x Pal.	MQ. X PAL. Sqm x Pal.	KG X PAL. Weight x Pal.	Cm. h Pal.
60x60	2	0,72	33,60	30	21,60	1.028	75

AGORÀ EXTRAORDINARY



GRES PORCELLANATO COLORATO IN MASSA Full-body coloured porcelain stoneware. Grès cérame coloré dans la masse. In der Masse gefärbtes Feinsteinzeug. Gres porcelánico coloreado en masa. Γκρε πορσελάνης χρωματιστό ολικής μάζας. Окрашенный по всей толщине керамогранит.
SPESSORE. Thickness. Épaisseur. Stärke. Espesor. Πάχος, Толщина. **6mm.**

○ **LAPPATO E RETTIFICATO.** HONED AND RECTIFIED. SEMI-POLI ET RECTIFIÉ. TEILPOLIERT UND KALIBRIERT. LAPEADO Y RECTIFICADO. ΛΑΠΑΤΟ (ΓΥΑΛΙΣΜΕΝΟ) ΜΕ ΚΟΠΗ ΑΚΡΙΒΕΙΑΣ. НОЛУПОЛИРОВАННАЯ И РЕКТИФИЦИРОВАННАЯ.

☆ **SATINATO E RETTIFICATO.** SATIN AND RECTIFIED. SATINÉ ET RECTIFIÉ. SATINIERT UND KALIBRIERT. LUSTRADA Y RECTIFICADA. САТИНИРОВАННАЯ РЕКТИФИЦИРОВАННАЯ.



160x320 cm
63"x126"

160x160 cm
63"x63"

80x240 cm
31 1/2"x94 1/2"

80x160 cm
31 1/2"x63"

80x80 cm
31 1/2"x31 1/2"

40x80 cm
16"x31 1/2"

GRES PORCELLANATO COLORATO IN MASSA Full-body coloured porcelain stoneware. Grès cérame coloré dans la masse. In der Masse gefärbtes Feinsteinzeug. Gres porcelánico coloreado en masa. Γκρε πορσελάνης χρωματιστό ολικής μάζας. Окрашенный по всей толщине керамогранит.
SPESSORE. Thickness. Épaisseur. Stärke. Espesor. Πάχος, Толщина. **6mm.**

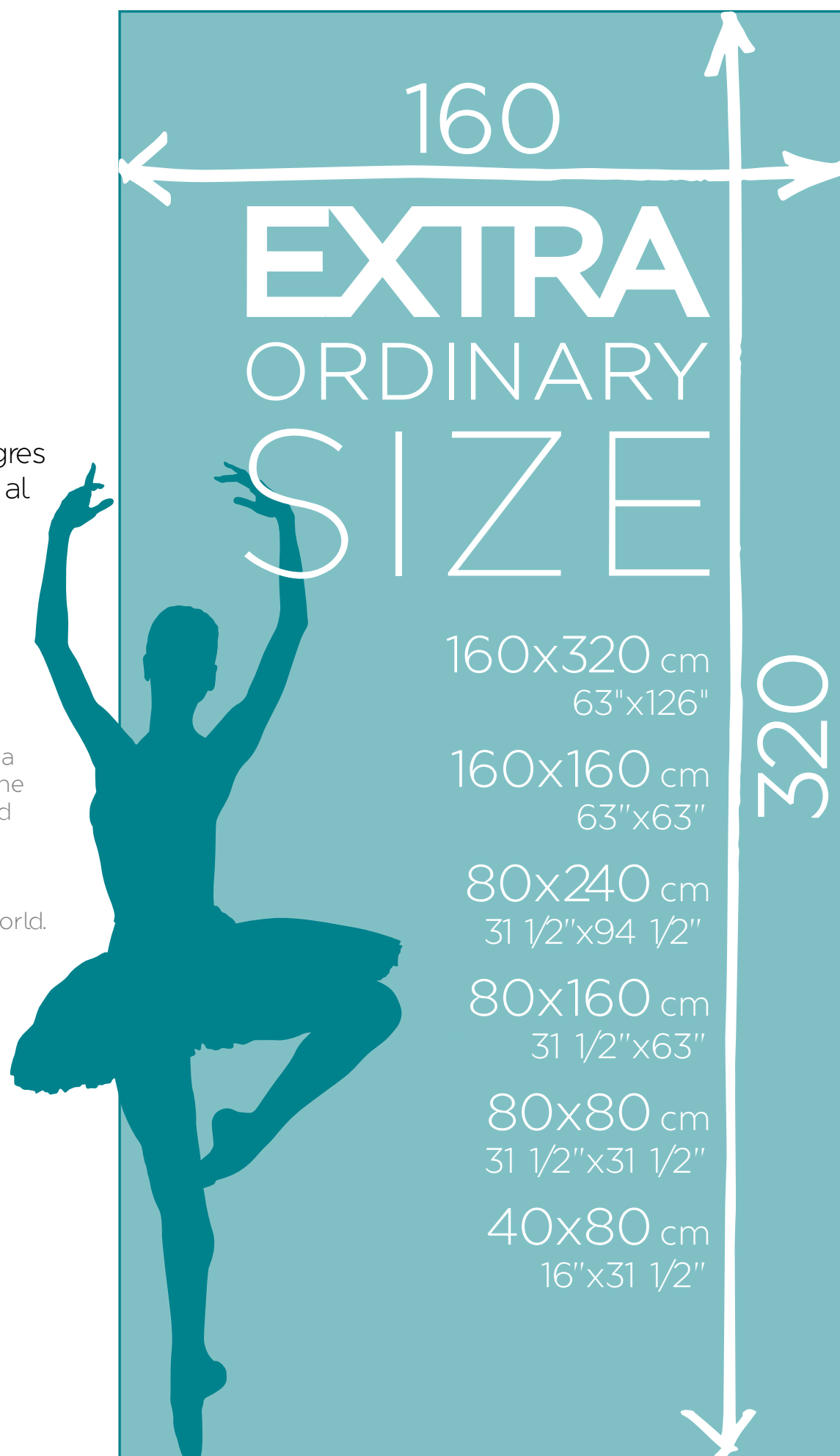
○ **LAPPATO E RETTIFICATO.** HONED AND RECTIFIED. SEMI-POLI ET RECTIFIÉ. TEILPOLIERT UND KALIBRIERT. LAPEADO Y RECTIFICADO. ΛΑΠΑΤΟ (ΓΥΑΛΙΣΜΕΝΟ) ΜΕ ΚΟΠΗ ΑΚΡΙΒΕΙΑΣ. НОЛУПОЛИРОВАННАЯ И РЕКТИФИЦИРОВАННЫЙ.

☆ **SATINATO E RETTIFICATO.** SATIN AND RECTIFIED. SATINÉ ET RECTIFIÉ. SATINIERT UND KALIBRIERT. LUSTRADA Y RECTIFICADA. САТИНИРОВАННАЯ РЕКТИФИЦИРОВАННАЯ.

Da oggi la ceramica offre nuove dimensioni al servizio dell'architettura contemporanea: lastre in gres fine porcellanato di grandissime dimensioni, fino a 320x160 cm per uno spessore di soli 6 mm, per dare il massimo risultato ai progetti più arditi ed avveniristici.

EXTRAORDINARY : è il programma di lastre in gres fine porcellanato più grandi al mondo firmata da **La Fabbrica**

From today new ceramic tile dimensions are at the service of contemporary architecture: fine porcelain stoneware slabs of very large size, up to 320x160 cm with a thickness of only 6 mm, to offer the best results to the most daring and futuristic projects.
EXTRAORDINARY SIZE: this is La Fabbricas project of the largest porcelain stoneware slabs in the world.



GRES PORCELLANATO A TUTTA MASSA. Full Body Porcelain Tiles. Grès Cérame Pleine Masse. Feinsteinzeug Volle Masse. Гомогенный керамогранит.
SPESSORE. Thickness. Épaisseur. Stärke. Espesor. Πάχος, Толщина. **6mm.**

○ **LAPPATO E RETTIFICATO.** HONED AND RECTIFIED. SEMI-POLI ET RECTIFIÉ. TEILPOLIERT UND KALIBRIERT. LAPEADO Y RECTIFICADO. ΛΑΠΑΤΟ (ΓΥΑΛΙΣΜΕΝΟ) ΜΕ ΚΟΠΗ ΑΚΡΙΒΕΙΑΣ. НОЛУПОЛИРОВАННАЯ И РЕКТИФИЦИРОВАННЫЙ.

☆ **SATINATO E RETTIFICATO.** SATIN AND RECTIFIED. SATINÉ ET RECTIFIÉ. SATINIERT UND KALIBRIERT. LUSTRADA Y RECTIFICADA. САТИНИРОВАННАЯ РЕКТИФИЦИРОВАННАЯ.

